



Model	Outlet	Inlet
PH 1001	2 x 2 – ½" Male Vee thread fitted with blank cap and chain.	4" Table E BS 10 Flange




Model	Outlet	Inlet
PH 1002	2 x 2-½" BS336 instantaneous female Coupling	4" Table E BS 10 Flange





Model	Outlet	Inlet
PH 1004	2 x 2 – ½" pressure regulating valve with female BS336 instantaneous outlet	4" Table E BS 10 Flange


Multron Systems Pte Ltd

217 Kallang Bahru, Multron Building, Singapore 339 347

 6395 6868

 info@ multron.com

 6395 6869

 www. multron. com

