


The CFP-600 Series of Fire Alarm Panel uses the latest in microprocessor technology to meet today's stringent needs for a comprehensive and versatile range of Fire Detection & Alarm Systems.

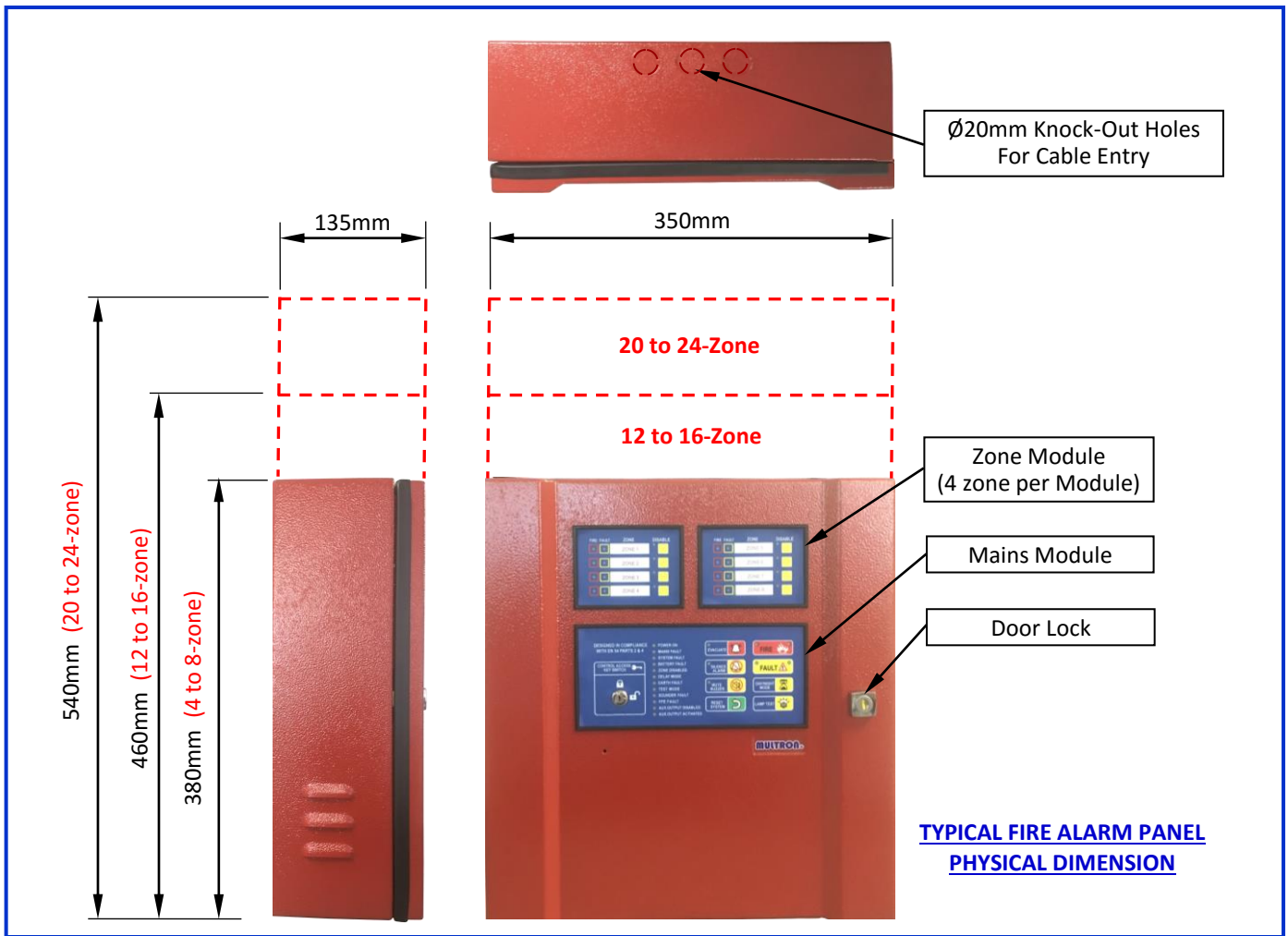
Design for ease in installation and operation, the control functions and programming are enabled through a key switch to prevent unauthorized access. Operation of the Panel is made simple with frontal indications and switches.

Design in compliance to EN54 Parts 2 & 4, each detection zone can cater up to 20 conventional devices.

FEATURES :-

- **Designed to EN54 Parts 2 & 4 Standards**
- **Standard Outputs Provided :-**
 - **2 Sounder Outputs**
 - **1 Alarm Output**
 - **1 Fault Output**
 - **1 Auxiliary 24VDC Output**
 - **1 Auxiliary 24VDC Output (with Reset)**
- **Key Switch Controlled Access Level**
- **Convenient Slot-in Zone Self-Labeling**
- **Modular in Construction**
- **Customisation is available to meet any special requirement**
- **Colour Symbols & Indicators for ease of identification & usage**





Technical Specifications :-	
Mains Voltage	230VAC ± 15% @ 50 Hz
System Operating Voltage	24VDC ± 15%
Detection Circuit Static Current	2.4mA (Based on 20 conventional detectors)
Resistance for Alarm Activation	330Ω to 1.2KΩ
End-of-Line Resistor	4.7KΩ
Sounder Output Circuit	1 amp (Total Current Output)
'Alarm' Output Contact	NO or NC Voltage-Free Contact (Selectable)
'Fault' Output Contact	NO or NC Voltage-Free Contact (Selectable)
Aux. Power Output	0.5amp @ 24VDC
Operating Temperature	-10°C to 45°C
Relative Humidity	95%, Non-Condensing
IP Rating	IP30
Estimated Weight (Excluding Standby Batteries)	4 and 8 zone : 6.3 kg 12 and 16 zone : 7.5 kg 20 and 24 zone : 8.7 kg

Model No.	Zoning
CFP600-04	4- Zone
CFP600-08	8-Zone
CFP600-12	12-Zone
CFP600-16	16-Zone
CFP600-20	20-Zone
CFP600-24	24-Zone

Model Numbering Selection :-

CFP600 - XX - X - X


Cabinet Type :-

S	Standard (Single Door)
D	Double Door (without Control Access Key-switch)
W	Weatherproof (Double Door)

Qty. of Agent Release Module
(For Extinguishing Release Panel)

Zoning, Example : **08** = 8 zone
16 = 16 zone

Model Series



The standard Fire Alarm Panel lowest capacity is 4-Zone, with increment in steps of 4-zone up to a capacity of 24- Zone.

Panels requirement above 24-Zone may be customised and made to order based on clients' requirement.

Various types of Panel Cabinets available :-



**Typical Panel with Standard Cabinet
CFP600-XX-X-S**




**Typical Panel with Double Door Cabinet
CFP600-XX-X-D**



**Typical Panel with Weatherproof Cabinet (IP64)
CFP600-XX-X-W**

'Fire' & 'Fault' LED Status Indicator Zone Label (Slide-in from Behind)



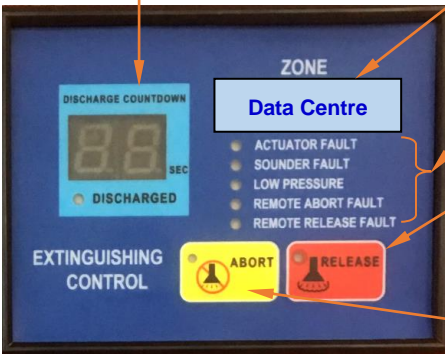
'DISABLE' Pushbutton With LED Indicator

ZONE MODULE, CFP-600-ZM

Each Zone Module incorporates 4 Detection Zones, with each zone having an independent 'FIRE' (Red), and 'FAULT' (Yellow) LED Indicators

'DISABLE' Pushbutton with corresponding LED Indicator is provided for each zone.

Release Activation Countdown Timer



Zone Label (Slide-in from Behind)

Fault LED Indicators

Manual Release Pushbutton
May be omitted if the 'Manual Release Station' is provided at the Panel Door

Abort Pushbutton

RELEASE MODULE, CFP-600-RM

The Release Module may be incorporated into the Fire Alarm Panel for Extinguishing Agent Release Functions.

Typical examples are for usage in CO2, FM200, Foam or Pre-Action Sprinkler Systems.

This Module is factory programmable to work in conjunction with two Alarm Detection Zones for 'Cross-Zone' Detection in conjunction with the Release Module.



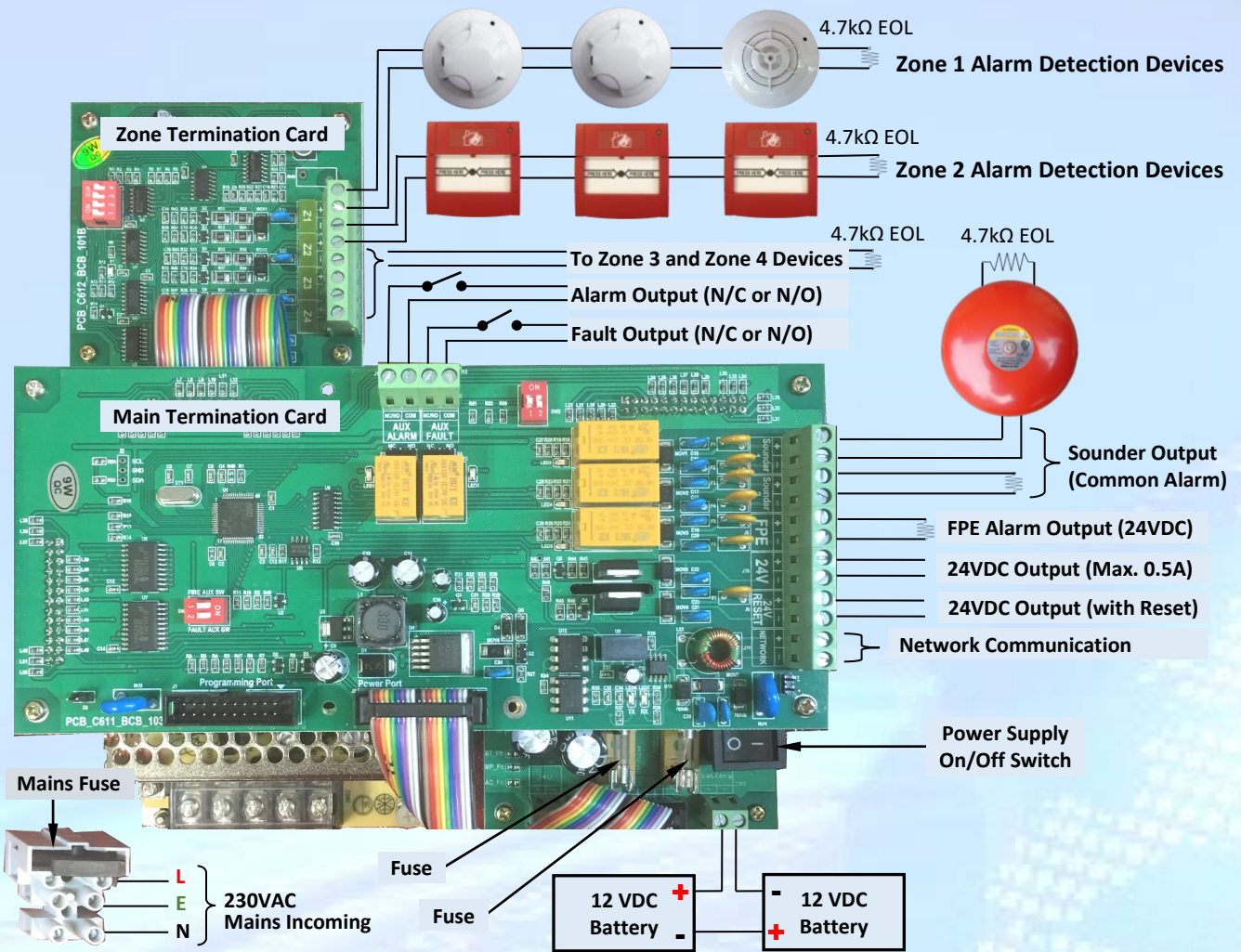
Control Access Key-Switch
Will be omitted when an additional lockable panel door is provided in the Panel Cabinet

LED Indicators

Pushbuttons & LED Indicators

MAIN MODULE, CFP-600-MM

The Main Module provides all the Status Indicators, Control Pushbuttons, and Control Access Key Switch for Fire Alarm System.



TYPICAL TERMINATION DIAGRAM



Another Quality Product by :-

Multron Systems Pte Ltd

217 Kallang Bahru,
Multron Building
Singapore 339 347

+65 6395 6868
+65 6395 6869
info@multron.com

Visit us at :- www.multron.com

Due to constant improvement in our products, we reserved the right to modify or withdraw any product or service without prior